

RESEARCH ARTICLE

Open Access



# Randomized control trial of advanced cancer patients at a private hospital in Kenya and the impact of dignity therapy on quality of life

John Weru<sup>1\*</sup>, Miriam Gatehi<sup>2</sup> and Alice Musibi<sup>3</sup>

## Abstract

**Background:** Palliative care is a modality of treatment that addresses physical, psychological and spiritual symptoms. Dignity therapy, a form of psychotherapy, was developed by Professor Harvey Chochinov, MD in 2005. The aim of the study was to assess the effect of one session of dignity therapy on quality of life in advanced cancer patients.

**Methods:** This was a randomized control trial of 144 patients (72 in each arm) randomized into group 1 (intervention arm) and group 2 (control arm). Baseline ESAS scores were determined in both arms following which group 1 received Dignity therapy while Group 2 received usual care only. Data collected was presented as printed (Legacy) documents to group 1 participants. These documents were a summary of previous discussions held. Post intervention ESAS scores were obtained in both groups after 6 weeks. Analysis was based on the intention to treat principle and descriptive statistics computed. The main outcome was symptom distress scores on the ESAS (summed out of 100 and symptom specific scores out of 10). The student T-test was used to test for difference in ESAS scores at follow up and graphs were computed for common cancers and comorbidities.

**Results:** Of the 144 (72 patients in each arm) patients randomized, 70% were female while 30% were male with a mean age of 50 years. At 6 weeks, 11 patients were lost to follow up, seven died and 126 completed the study. The commonly encountered cancers were gastrointestinal cancers (43%,  $p = 0.29$ ), breast cancer (27.27%  $p = 0.71$ ) and gynaecologic cancers (23%  $p = 0.35$ ). Majority of the patients i.e. 64.3% had no comorbidities. The primary analysis results showed higher scores for the DT group (change in mean = 1.57) compared to the UC group (change in mean = -0.74) yielding a non-statistically significant difference in change scores of 1.44 ( $p = 0.670$ ; 95% CI -5.20 to 8.06). After adjusting for baseline scores, the mean (summed) symptom distress score was not significant (GLM  $p = 0.78$ ). Dignity therapy group showed a trend towards statistical improvement in anxiety ( $p = 0.059$ ). The largest effects seen were in improvement of appetite, lower anxiety and improved wellbeing (Cohen effect size 0.3, 0.5 and 0.31 respectively).

(Continued on next page)

\* Correspondence: [john.weru@aku.edu](mailto:john.weru@aku.edu)

<sup>1</sup>Palliative care, AKUHN, Nairobi, Kenya

Full list of author information is available at the end of the article



© The Author(s). 2020 **Open Access** This article is licensed under a Creative Commons Attribution 4.0 International License, which permits use, sharing, adaptation, distribution and reproduction in any medium or format, as long as you give appropriate credit to the original author(s) and the source, provide a link to the Creative Commons licence, and indicate if changes were made. The images or other third party material in this article are included in the article's Creative Commons licence, unless indicated otherwise in a credit line to the material. If material is not included in the article's Creative Commons licence and your intended use is not permitted by statutory regulation or exceeds the permitted use, you will need to obtain permission directly from the copyright holder. To view a copy of this licence, visit <http://creativecommons.org/licenses/by/4.0/>. The Creative Commons Public Domain Dedication waiver (<http://creativecommons.org/publicdomain/zero/1.0/>) applies to the data made available in this article, unless otherwise stated in a credit line to the data.

(Continued from previous page)

**Conclusion:** Dignity therapy showed no statistical improvement in overall quality of life. Symptom improvement was seen in anxiety and this was a trend towards statistical significance ( $p = 0.059$ ).

**Trial registration:** Trial registration number [PACTR201604001447244](https://www.pactr.org/record/201604001447244) retrospectively registered with Pan African Clinical trials on 28th January 2016.

**Keywords:** Dignity therapy, Palliative care, Quality of life, Advanced cancer patients, Edmonton symptoms and assessment scale

## Background

Cancer by definition is a disease characterized by the abnormal proliferation of DNA secondary to somatic mutations which could be primary genetic with environmental influences [1]. Thirty percent of cancers are curable if detected early; 30 % are treatable with prolonged survival if detected early and another 30 % can be provided with adequate symptom management and palliative care [2].

In Kenya, cancer is the third highest cause of mortality (7% of deaths) per year, first in line being infectious diseases e.g. HIV followed closely by cardiovascular diseases. Estimates in the country have shown that new cases are up to 39,000 per year with more than 27,000 deaths per year of whom majority are less than 70 years of age [3]. Most cancer patients present late to health facilities due to various factors which include both psychosocial and economic factors [4]. Treatment dynamics in these patients have moved from purely curative to palliative care models primarily to improve quality of life.

Targeted psychotherapy namely dignity therapy has been utilized in this study [5–8]. Dignity therapy is by definition a “unique, individualized psychotherapy that allows patient to revisit their lives and find meaningful events, persons and experiences hence maintaining their dignity” [5]. Studies have illustrated good outcomes in lowering depression, anxiety and grief in these patients in addition to numerous other benefits [5, 6, 9].

The inventor of Dignity therapy is a well-known professor of psychiatry known as Dr. Harvey Max Chochinov [5, 9, 10] who developed it as a means of assisting people dealing with the imminent end of their lives. The therapy includes 10 core questions [5, 6, 9] that address the most important accomplishments, lessons in life, hopes and dreams for loved ones and many more. (See Additional file 1). The trained therapist leads the patient through a session with open-ended questions usually between 30 and 60 min after rapport is established. The patients are free to discuss their lives events freely and the conversation is recorded, transcribed, edited and returned within a few days. The therapy creates something that will transcend the patient’s death and extend his or her influence across time.

There have been numerous trials with some efficacy studies pioneered by Chochinov himself [2, 5, 9] who conducted the largest known study to date in 2011. Other smaller studies by Hall et al. [11–14], Juliao et al. [5, 12, 15–17] etc. have been conducted with the most recent one being in 2017 [18–20].

Notably, the largest study [9] which included 441 patients divided in 3 groups, was among the few powered to detect small or moderate outcomes in the study. In this study, there were no statistically significant differences in primary outcomes in patients receiving DT as compared to the other two groups. In the newer studies from 2016 to 2018, most had improvement in primary outcomes [12, 17].

None of the studies addressed Quality of life as a primary outcome which the basis of this study.

The tool used in evaluation of quality of life outcomes was the revised Edmonton symptom assessment scale (see Additional file 1). This tool has been validated in previous studies [21–25] and was in use in AKUHN (Agakhan University Hospital, Kenya) at the time of the study.

## Methods

This study adheres to CONSORT guidelines.

The Primary Objective of the study was to compare dignity therapy vs usual care on quality of life of advanced cancer patients undergoing palliative care. Quality of life was measured using the Edmonton symptom scale (ESAS).

This was a parallel design randomized control trial set at the Aga Khan University hospital, which is a private referral hospital located in Kenya’s capital city Nairobi. Patients were recruited from the inpatient hospital setting and outpatient oncology clinics, which included surgical oncology, medical oncology and radiation oncology. The study population included all English-speaking adults aged between 18 and 65 years with advanced cancers (stage 3 and 4) at Aga Khan University hospital Nairobi.

All patients with any acute illness that was easily treatable/reversible (in addition to the underlying cancer) were excluded since they could skew the results especially on recovery.

This study was a superiority trial with a 1:1 parallel design. The power was set at 80% with a set  $p$ -value of 0.05. The sample size was 144, 72 per arm.

Recruitment was conducted by the principal investigator who was assisted by triage nurses allocated to the respective clinics. Informed consent was obtained from each patient and patients who were cognitive but could not sign due to disability or otherwise used thumb prints. Simple randomization was carried out using a computer generated randomization list with the help of a statistician into two groups. The first was the intervention arm where an ESAS form was filled prior to dignity therapy (and their usual care). The second group i.e. the control group had the ESAS filled before they received their usual care.

There was single blinding i.e. the patients only. The outcome assessors (counsellors) and the primary investigator were not blinded.

Trained counsellors/primary investigator through oral interviews, which were tape-recorded and/or transcribed on paper, administered dignity therapy. This was a single session; no additional sessions were given during the course of the study. This is mainly due to the fact that a pre-test had been done in the quality controlled sessions involving the counsellors and had been found to be appropriate for the study. The sessions were conducted in a private setting i.e. room in clinic or bedside by the provider who delivered these services at least once to the patients in the intervention arm. The counsellors first introduced themselves, established rapport and administered the pre-intervention tool i.e. ESAS within an average of 10 min. This was before the actual intervention involving Dignity therapy.

Dignity therapy(intervention) sessions were then conducted and since majority of the patients were stable, time taken was on average 30–60 min according to previous studies [5, 6, 9, 26]. The counsellors were trained 3 months prior to the study with practice sessions involving live patients. The training involved a brief of dignity therapy and videos of professional dignity therapists conducting the interviews. Quality control measures were undertaken by using the standardized template to conduct interviews i.e. involving Dignity therapy. This was the printed version of Chochinov's protocol. These sessions were tape recorded (before the start of the study and after the study was conducted), selected at random and reviewed by the primary investigator to ensure standardization was occurring.

#### Follow-up

This was set at 6 weeks (as per previous studies; some studies had short intervals of up to 7 days immediately

post therapy) [5, 9, 15, 18, 20, 26, 27]. Follow-up interviews were conducted via Physical review or telephone interview (has been validated in feasibility studies [5, 9, 15, 18, 20, 26, 27] and conducted. The follow-up interviews allowed the participants in the intervention arm (Group 1) to review the typed legacy document depicting the previous session on Dignity therapy and thereafter fill the ESAS form. The control arm filled the ESAS form as well.

Patients who were lost to follow up or died in the course of the study were included in the analysis as per the intention to treat principle.

#### Data analysis

Categorical data was presented as frequencies and percentages while continuous data was presented as mean and standard deviations. Normality tests were done on the continuous data using Shapiro Wilk tests. Exploratory subgroup analysis was performed for gender and age groups (below 45 years and above 45 years). Frequency distributions for types of cancers and comorbidities by age and gender were presented in tables and Charts.

The primary outcome was measured as summated and symptom specific ESAS scores at follow up. Symptom specific scores range from 0 to 10, with lower scores signifying better symptom outcomes. The Summated scores were calculated by adding scores on each ESAS item to generate one score out of 100.

To adjust for possible imbalances in baseline ESAS measures, multivariate analysis i.e. a general linear model (GLM) was conducted to determine a statistically significant difference between the intervention and control groups (fixed factors) on mean symptom distress score while controlling for baseline ESAS scores (continuous covariate).

## Results

### Participant flow

Participants were recruited between August 2016 and March 2017. About 205 patients were assessed for eligibility, out of which 61 did not meet the eligibility criteria. Reasons for ineligibility included ongoing acute illness ( $n = 6$ ), predominant communication in Kiswahili (Kenya's official language) ( $n = 38$ ), refusal to participate in the study ( $n = 17$ ) and 9 who were acutely ill. Of the remaining 144 that were eligible, 72 were randomized to the intervention group, and 72 to the control group. Of the ones randomized, five were lost to follow-up in the Dignity therapy group while two died before post assessment. In the usual care group, six were lost to follow-up and five died before post assessment. Only 126 patients completed the study. One hundred and four three participants (one was excluded due to repetitive enrollment) were included for primary analysis; 72 in the

intervention group, and 72 in the control group. We included the ones who died or were lost to follow-up as per the intention to treat principle, with one excluded due to repetition. Recruitment ended once the target number of patients was reached (Fig. 1). Follow-up assessments were conducted after 6 weeks after which trial was concluded.

**Baseline clinical and demographic characteristics**

A descriptive comparison of intervention and control groups did not reveal differences with regard to clinical or demographic characteristics. The mean age of participants was 50.5 and 52.5 years in the intervention and control group respectively. More females participated in the study compared to men in both groups. Breast cancer was the most common in both groups while stage IV disease was the most prevalent in both groups receiving palliative care. The most common form of treatment as per the time of participant recruitment was chemotherapy followed by radiotherapy, combined radiotherapy and chemotherapy with surgery and hormonal treatment having the lowest number of patients. A graphical representation is shown in Figs. 2 and 3.

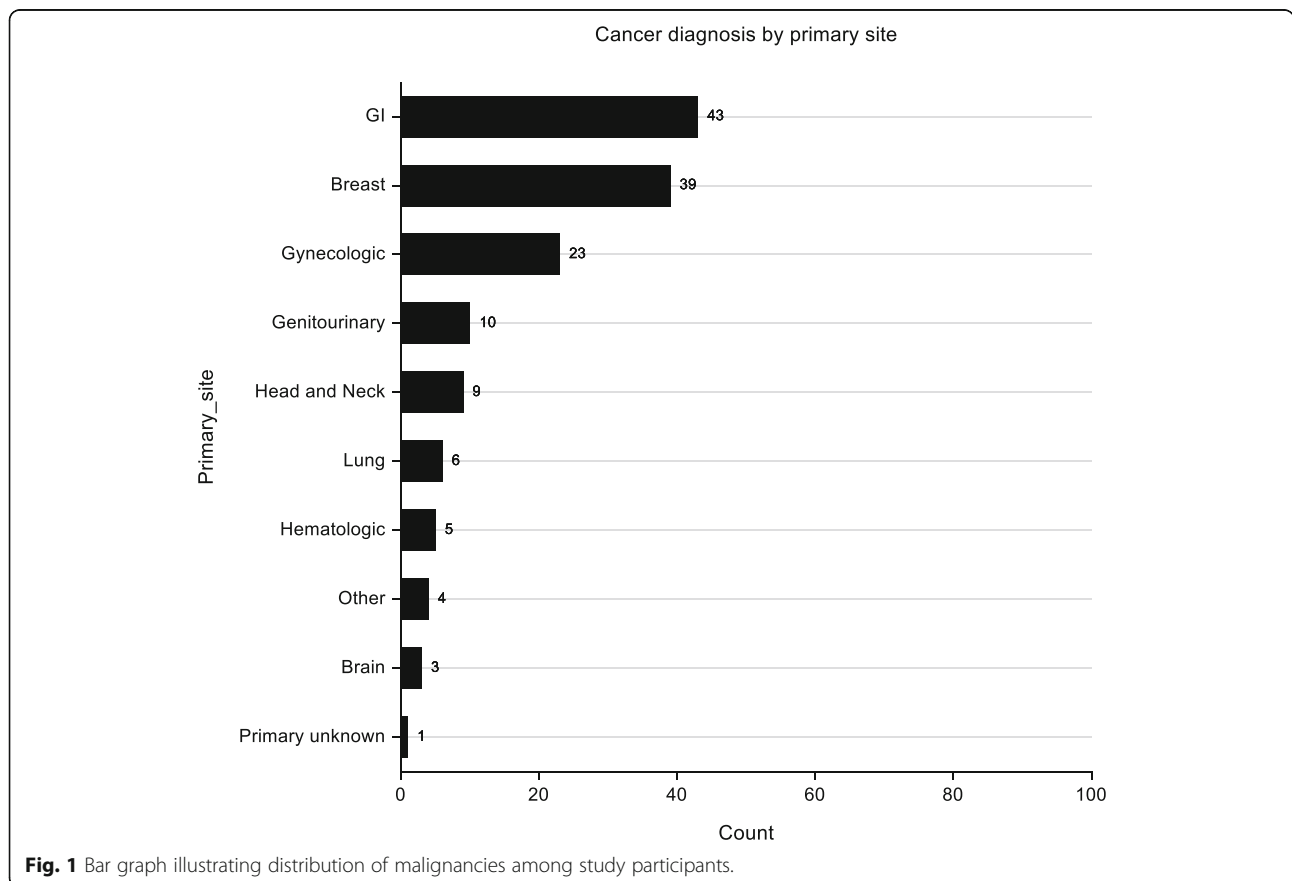
**Primary outcomes**

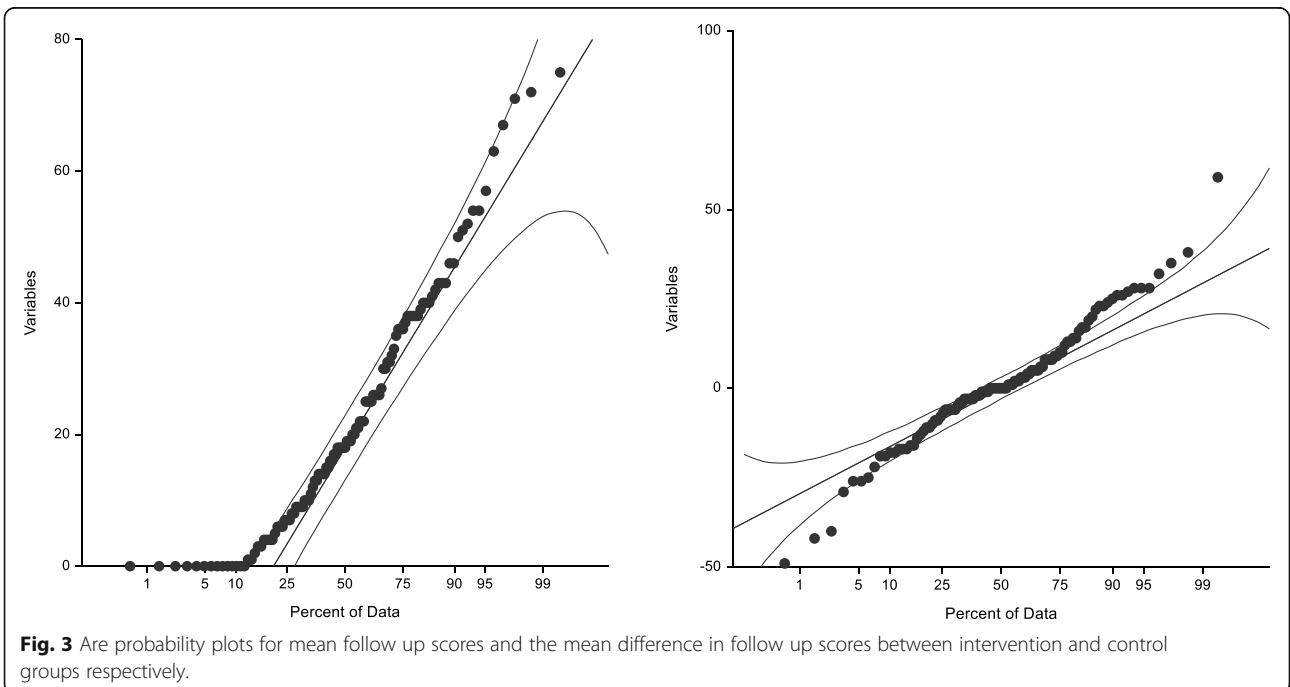
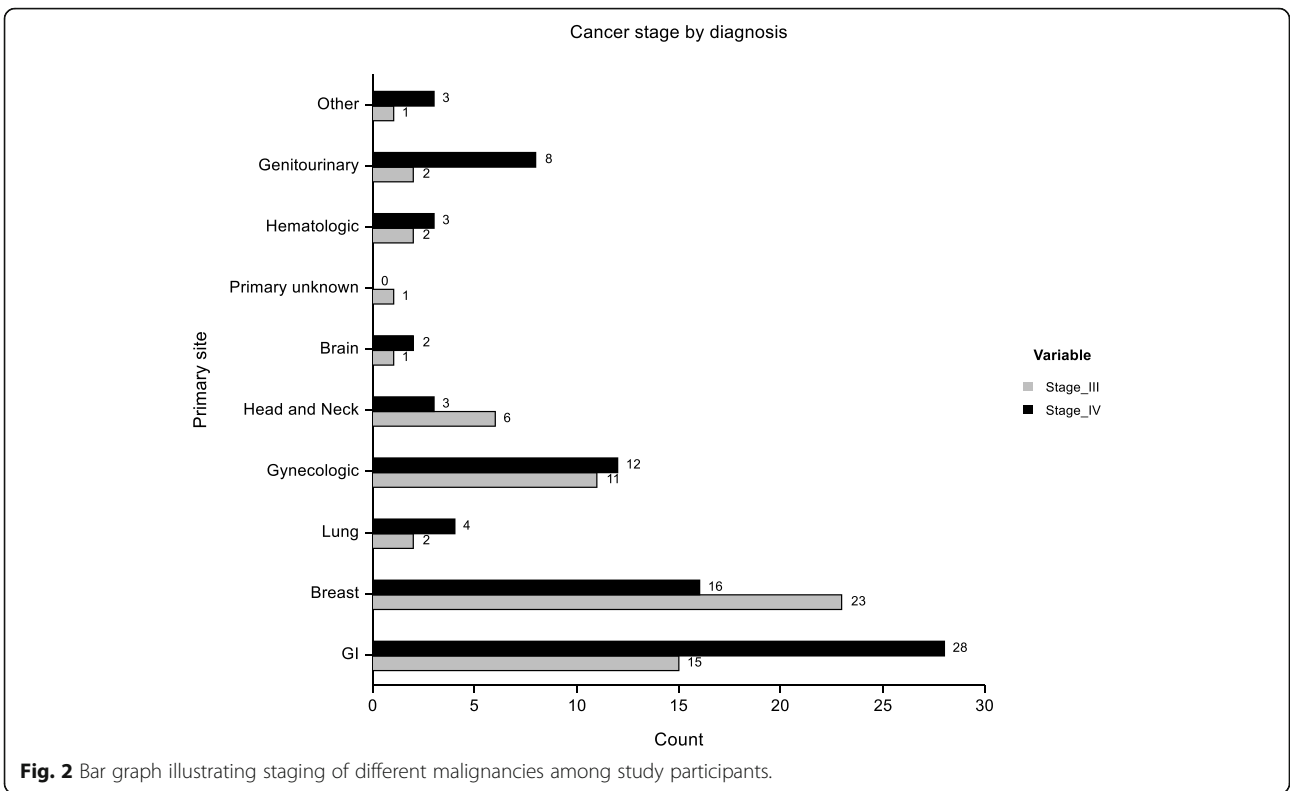
The Student t-test was utilized first before adjusted analysis using the general linear model (GLM). The primary analysis results showed higher scores for the DT group (change in mean = 1.57) compared to the UC group (change in mean = - 0.74) yielding a non-statistically significant difference in change scores of 1.44 ( $p = 0.670$ ; 95% CI - 5.20 to 8.06). Therefore, dignity therapy incorporated in routine clinical care was not shown to statistically improve the quality of life of these patients as compared to routine care only.

Generalized linear models were used to adjust the baseline scores in order to find associations in mean scores at 6 weeks follow up. After adjusting the baseline scores, the results showed no statistically significance in summated post assessment scores ( $p = 0.127$ ).

**Symptom specific analysis**

An independent student’s t-test evaluating symptoms in the two groups at baseline and at 6 weeks was conducted. Statistically significant differences within individual groups were noted in anxiety (Dignity group- $p = 0.005$ ) and nausea (Control group,  $p = 0.051$ ) in usual therapy group. This suggested that dignity therapy





improved anxiety in the intervention group and patients receiving usual care had overall reductions in nausea (likely due to medications given by primary care giver).

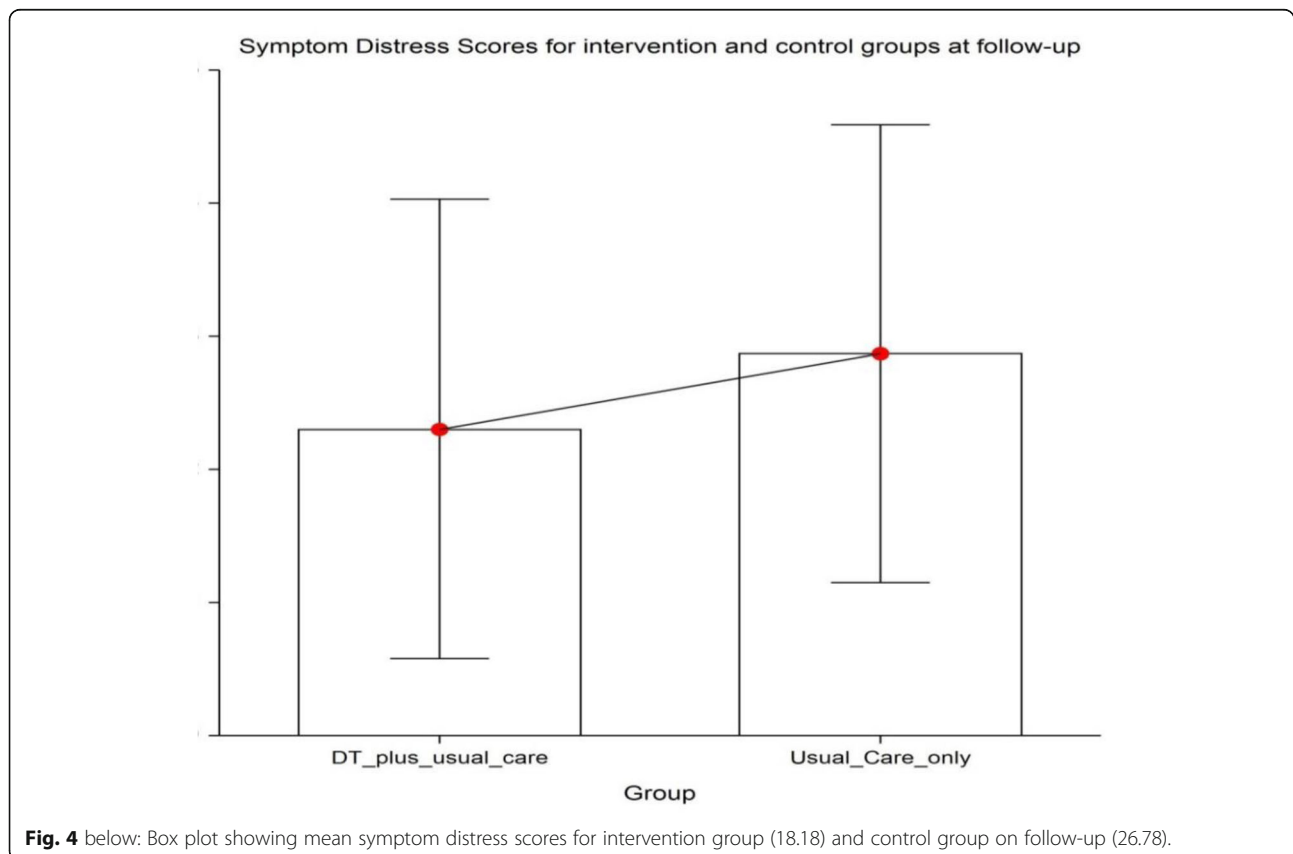
**Discussion**

This single center randomized controlled trial assessed the effect of dignity therapy on quality of life in advanced cancer patients. Dignity therapy in addition to routine clinical care was not shown to statistically improve the quality of life of these patients as compared to routine care only. There was symptom improvement in anxiety levels of the patients studied Fig. 4.

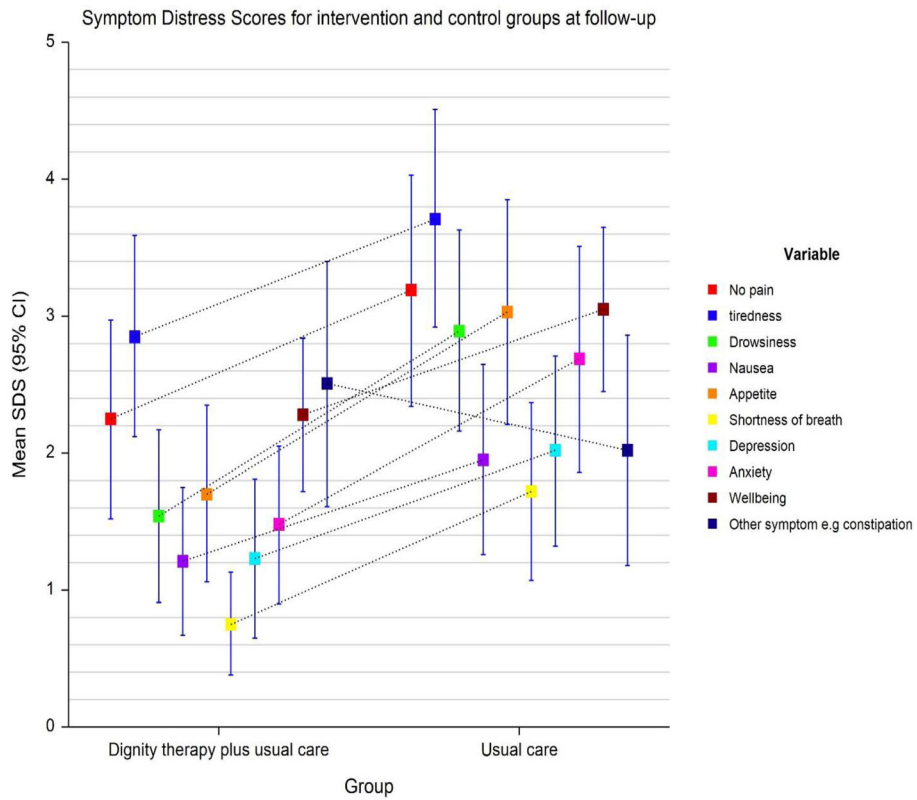
Palliative care in advanced cancer patients i.e. stage 3 or 4, aside from relieving distressing physical symptoms is aimed at improving quality of life. Quality of life is a multi-dimensional concept that looks at a patient holistically i.e. physical, psychological and spiritual aspects. Few RCT's to date have been conducted on DT. Previous studies on DT focused on relieving distress symptoms as well as anxiety and depression among other symptoms (Fig. 5). Only one assessed quality of life as a primary outcome and even then no marked improvement was seen [9]. This study showed improved anxiety symptoms with a trend towards significance ( $p = 0.059$ ) in the DT group and this mirrors the study done by Juliao et al. that showed that DT was associated with

lower depression scores at up to 2 weeks of follow-up ( $p < 0.0001$ ) and lower anxiety ( $P < 0.0001$ ) within 3 weeks [16, 17]. The study done by Juliao et al. in 2014 is quite similar to this study with subtle differences. In similarity, both studies had a similar population with a mean age of 66.1 in Juliao's study compared to 51.8 in this study. Majority of the population were female cancer patients on both studies (Fig. 6). Also similar is the fact that the primary investigators were involved in both studies and sessions lasted an average of 30 min. A stark difference in the studies is that Juliao explored other sociodemographic characteristics which this study did not e.g. race, marital status, religion and education. In the Juliao et al. study, it was found that these patients had high depression and anxiety scores even at baseline and demonstrated the positive effect of dignity therapy on these symptoms [16, 17]. The study showed that the two symptoms were reduced significantly with DT as an intervention. This AKUHN study also explored baseline anxiety scores and found that though not marked, they were significantly improved by Dignity therapy ( $p = 0.059$ ) showing a trend towards significance. The choice to use the ESAS as a tool was its simplicity as shown in studies with similar designs e.g. Juliao et al (Fig. 7).

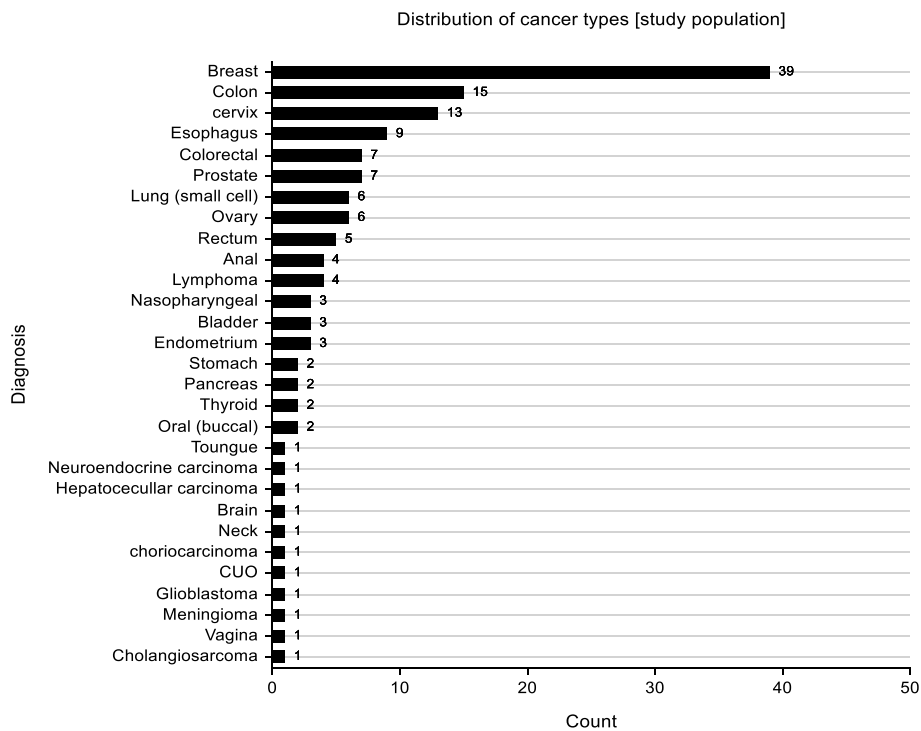
The effect on depression and anxiety is expected due to the nature of the illness, which results in increased anxiety



**Fig. 4** below: Box plot showing mean symptom distress scores for intervention group (18.18) and control group on follow-up (26.78).

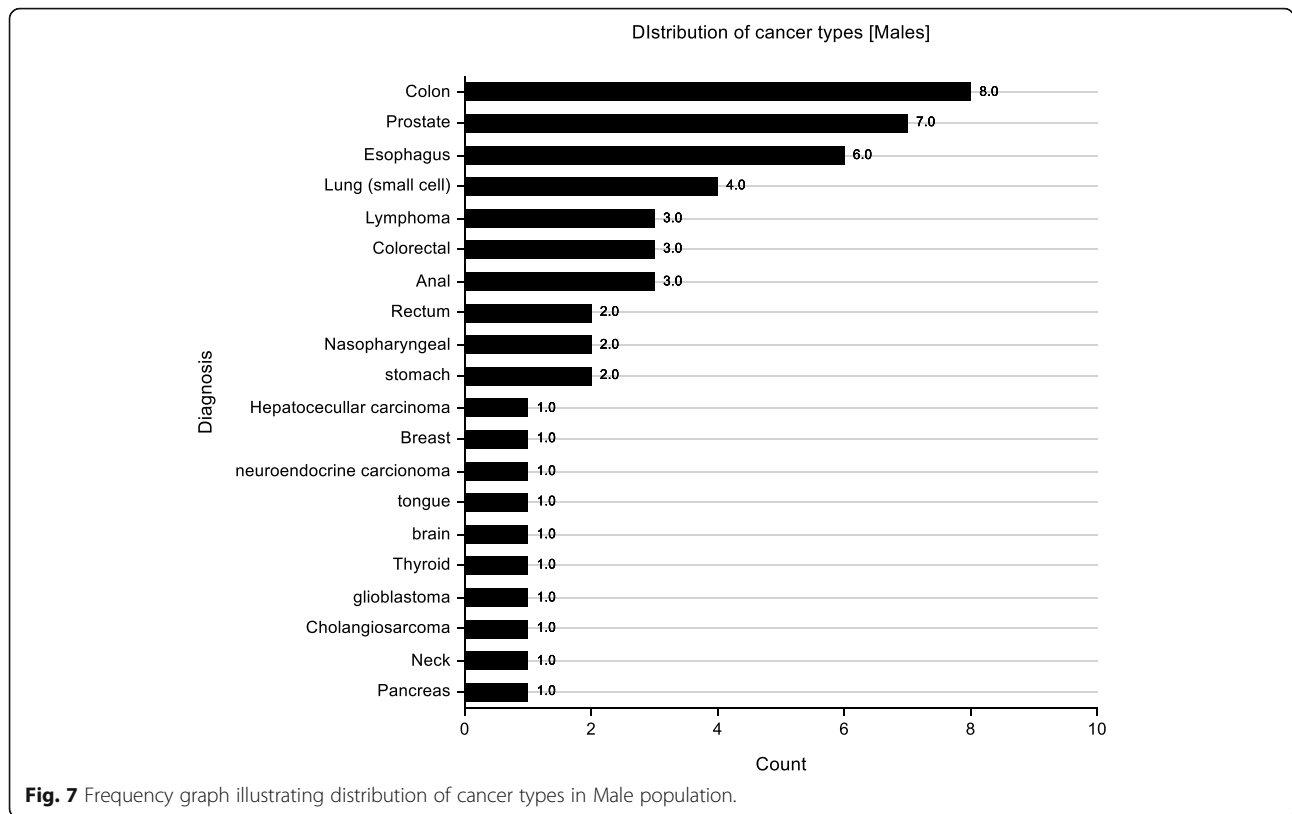


**Fig. 5** Symptom distress scores for intervention and control groups at followup.



**Fig. 6** Frequency graph illustrating distribution of cancer types in study population.





levels and depression. This has been shown in numerous studies [16, 17] more so in patients with advanced cancers. Patients nearing the eminent end of their lives have many needs in addition to physical ones. Psychological disturbances e.g. anxiety, poor social, emotional and cognitive function have been shown to profoundly affect such patients more than the physical symptoms. Treatment of anxiety helps alleviate these distressing symptoms and this in turn improves quality of life of palliative care patients [16, 17, 28, 29]. Perhaps dignity therapy provides a means that patients can address existential issues like unfinished business and assists them express their long-term desires hence manifesting as a reduction of anxiety. This is however merely a speculation and further studies are needed in this area (Figs. 8 and 9).

With the above, this study shows certain strengths including the fact that it is one of two, which attempted to evaluate effect of DT on quality of life. It is also the only study done in the subject in Africa thus far. This is important since palliative care is a neglected area in treatment of advanced cancer patients in Kenya. The need to incorporate it into clinical care is aligned with the need of dignity therapy to improve quality of life, more so in reducing anxiety surrounding advanced cancer management (Figs. 10 and 11).

Limitations to this study have been recognized including the fact that this study was conducted solely at a

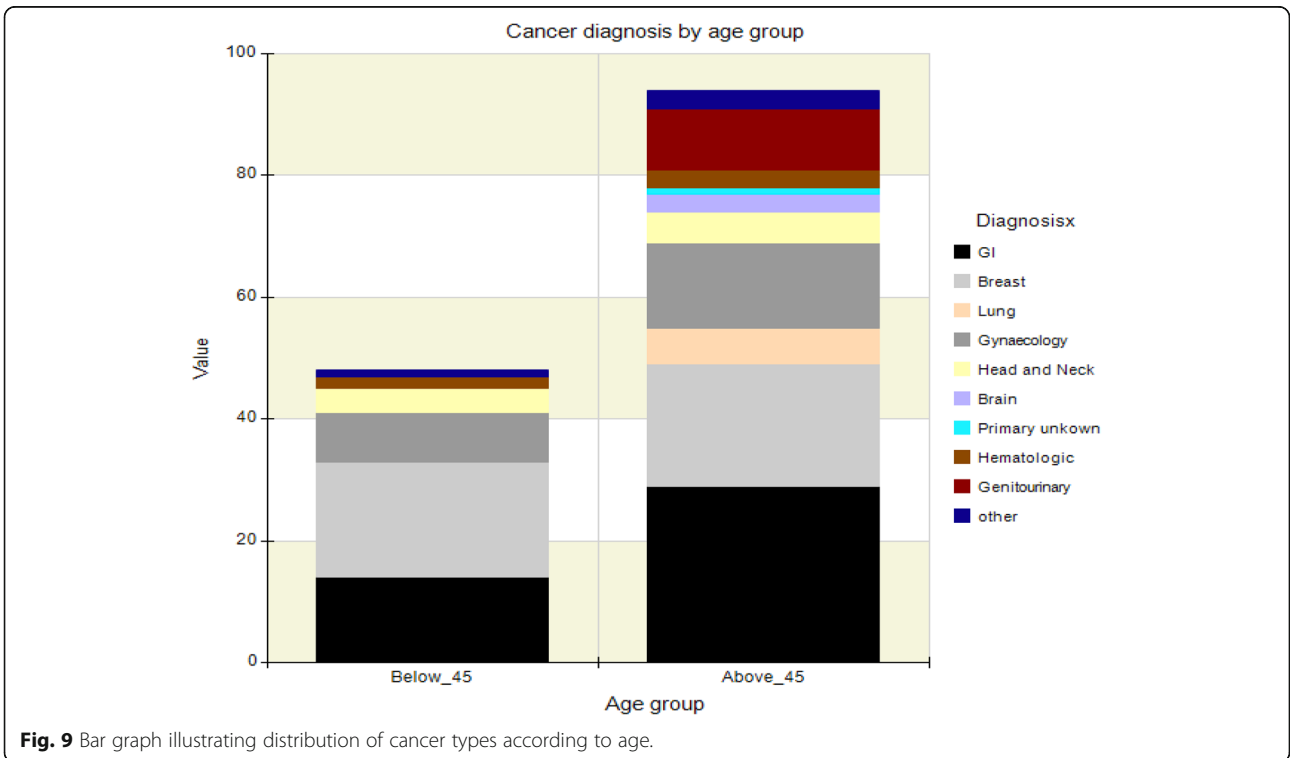
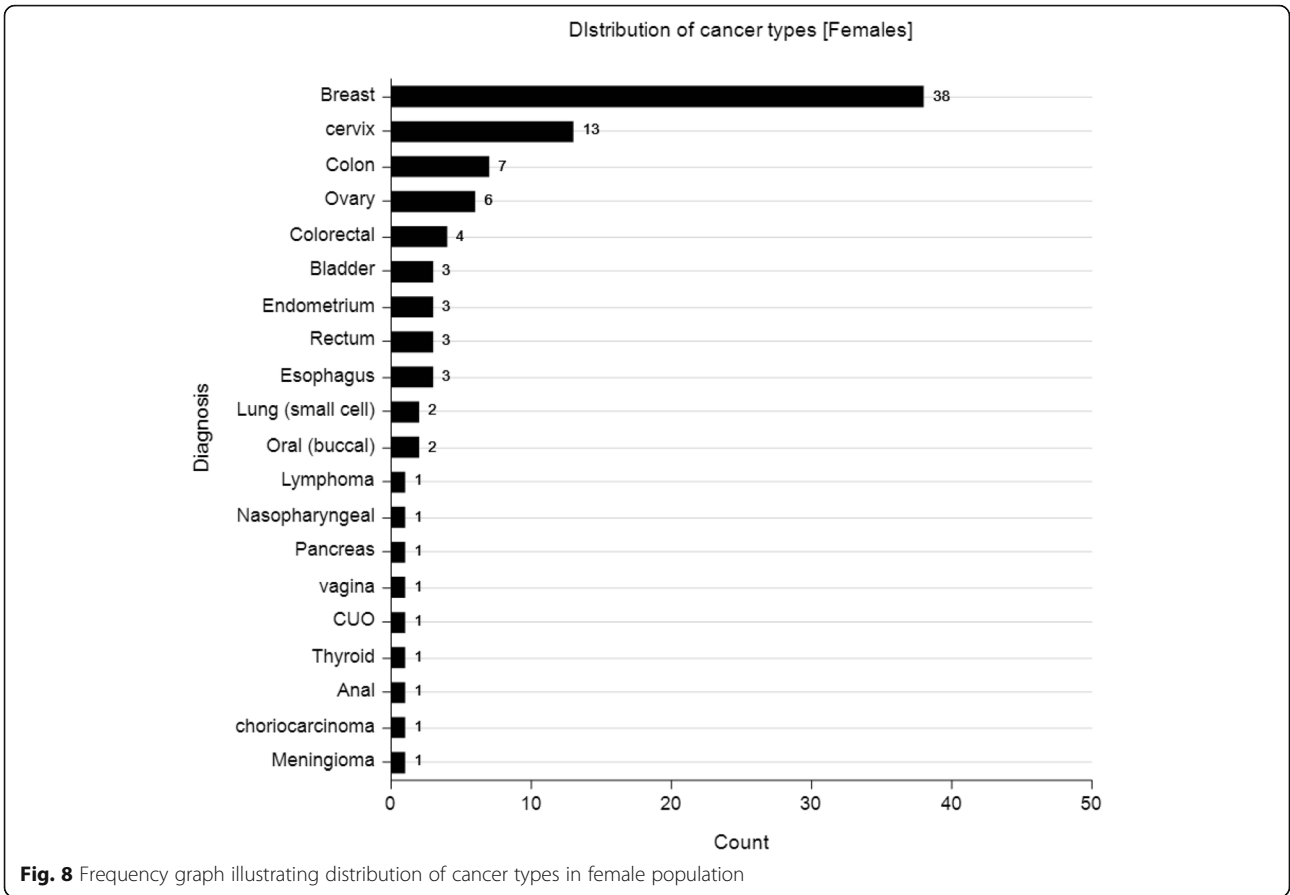
private institution and is not a reflection of the wider scope of healthcare in Kenya, which is mostly rural, and resource poor hence may not be applicable these set-ups. A second limitation is the possibility that this study may have been underpowered hence not showing statistical significance in the primary outcome. Of note, the biggest study to date [9] had a sample size of 441 while this study had 144. This study mirrored the smaller studies done [12–15, 18–21, 30, 31] which showed a similar limitation of under powering.

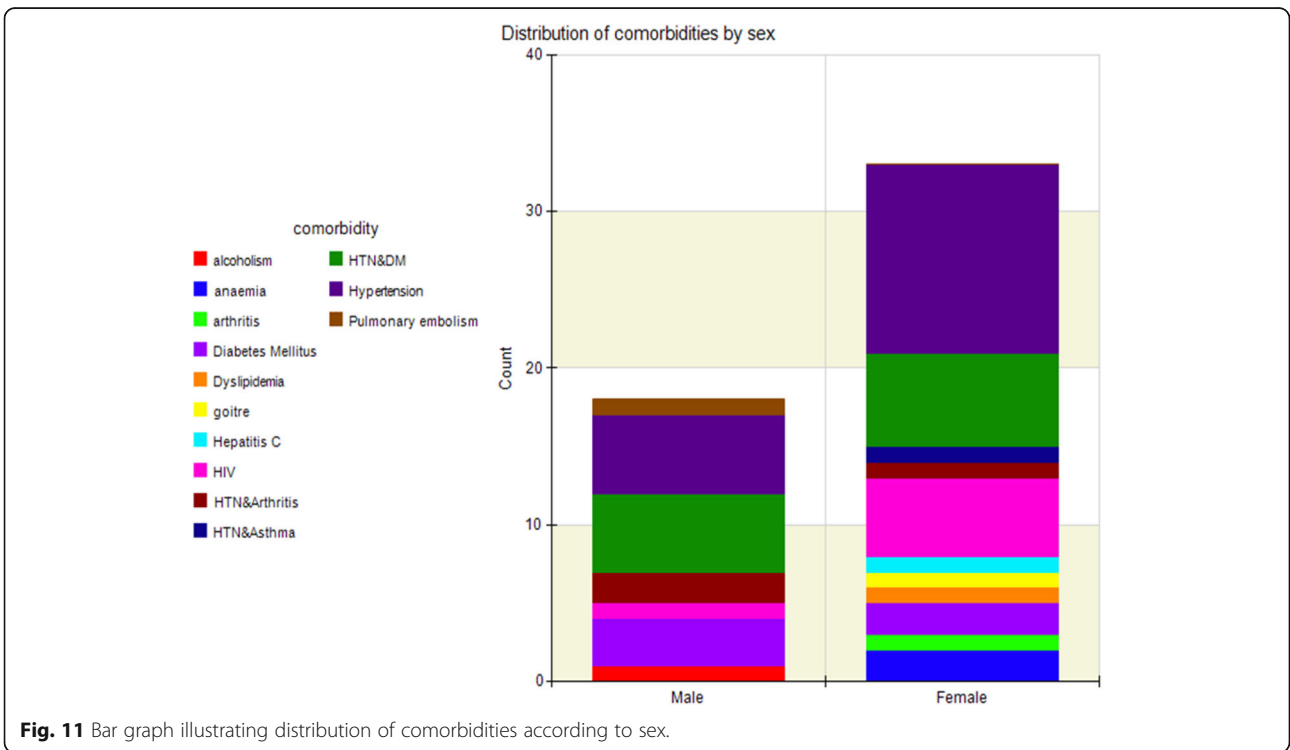
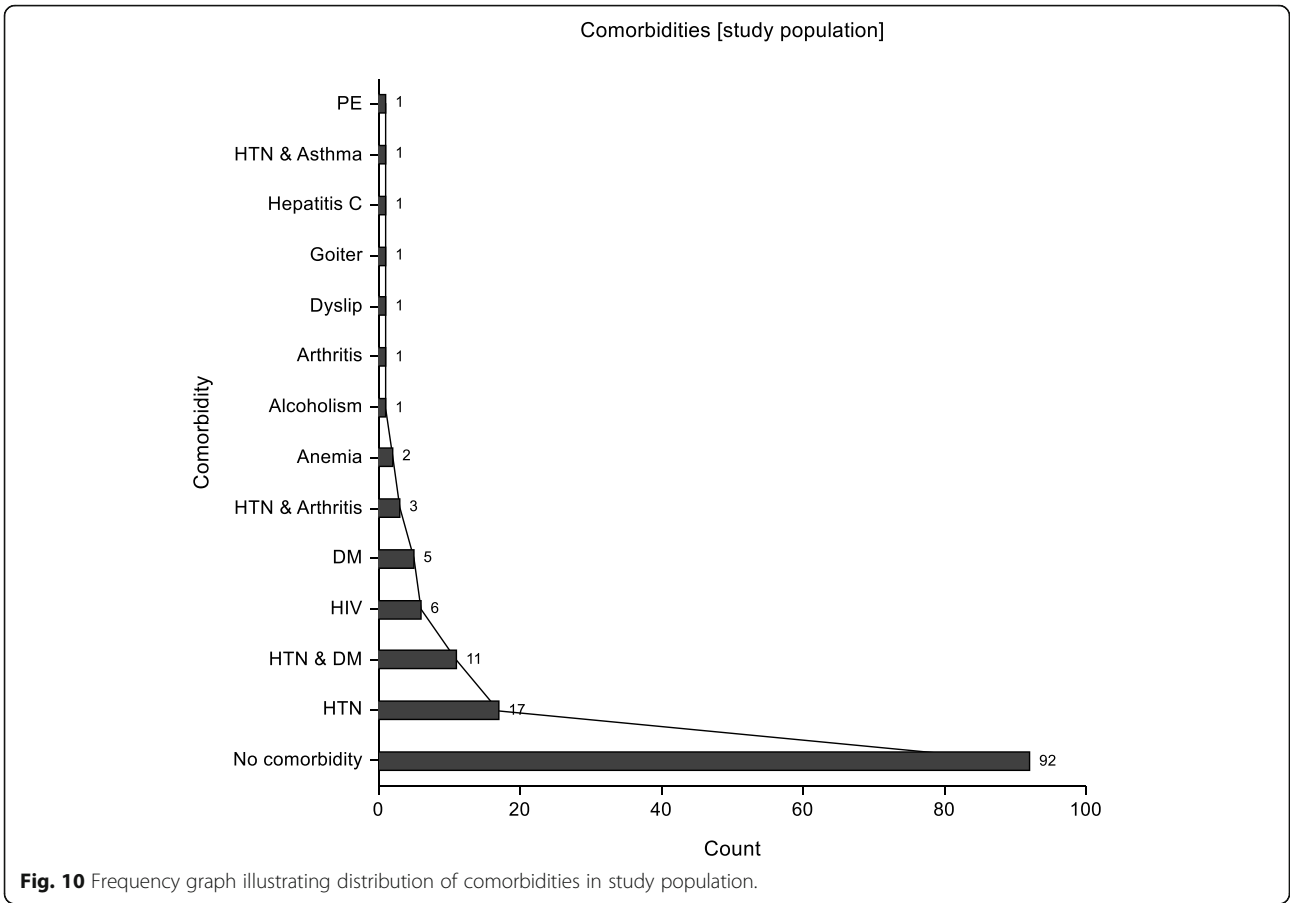
Another area of bias in the study is the use of single blinding which was a significant limitation.

The third limitation is the short time taken to do the study in most patients i.e. 30-60 min minutes. The counsellors undertaking the study took about 10 min to establish rapport between the patients. During this time, pre-assessment ESAS forms were filled. Could we have detected a statistical significance in scores had the sessions lasted longer and thus had a larger impact? Perhaps. This is however controversial since we have seen from the results that even the limited time given for dignity therapy had a profound effect on Anxiety.

The fourth limitation encountered is in data collection. Data was mainly from the medical oncology and surgical oncology clinics. Gynaecology clinics were few. This could have skewed the results especially in representation of the common malignancies. Only three persons







conducted the intervention (Dignity therapy) i.e. the principal investigator and two professional counsellors. It was difficult to recruit other professionals due to limited funds and strict institutional policies. More personnel are needed in future studies. In addition, we do recognise that different counsellors approach subject matter differently; this could have been a major negative influence in the study since standardisation of counselling technique is difficult.

It is also important to note that the ESAS-r document though validated in the west has not been validated in our population. This could have limited its use in our indigenous population though patients accessing AKUHN are cosmopolitan.

Stigma facing the terminally ill patients was also an important limitation in this study. Many patients declined involvement due to fear of stigma. Many who went through the therapy reported feeling as though it was a “death sentence”. Patients need to be educated on the benefits of dignity therapy and this should be instituted early in their care.

Lastly, this Study focused on some aspects of quality of life, which comprised of nine symptoms from the ESAS. It did not assess other aspects e.g. financial aspects, distress and dying concepts, hope, boredom, performance etc. Future studies need to be done to incorporate the above.

## Conclusion

Despite having had no statistical effect on the overall quality of life score, there was clinical improvement in follow-up summated symptom scores as from some previous studies [23, 24]. This improvement in summated symptom score in the DT group compared to the control group is a good indicator of quality of life. In addition, symptom scores of anxiety showed a trend towards significance  $p = 0.059$ .

Therefore, incorporating dignity therapy in clinical care more so in palliative patients (especially those with anxiety) with advanced cancers may be beneficial. Due to the limitation of sample size and under powering, a larger study should be conducted on this subject. Further studies should also incorporate the patients' socio-demographic factor so as to capture a larger model of quality of life.

## Supplementary information

Supplementary information accompanies this paper at <https://doi.org/10.1186/s12904-020-00614-0>.

**Additional file 1.**

## Abbreviations

AKUHN: Aga Khan University Hospital, Nairobi; DT: Dignity therapy; ESAS: Edmonton symptom assessment scale; HRQoL: Health related quality

of life; IT: Information Technology (Computerized systems); KnH: Kenyatta National Hospital, Nairobi; Qc: Quality control; QoL: Quality of Life; SD: Standard deviation; SEM: Standard error of the mean

## Acknowledgements

First, I am grateful to Dr. A. M, whose scholarly advice, help and constant encouragement have contributed significantly to the completion of this study. I am appreciative of the services of Prof. M. C and Prof. R. A who assisted in the proofreading and editing of my paper and to S. M who assisted with formatting and other technical aspects. My gratitude to the library staff as well as Prof. A. M for their support.

## Authors' contributions

MWG was the primary author and conceived the idea, collected the data and analyzed the data, JW was the corresponding author and prepared the conceptual framework and assisted in data analysis and manuscript writing while AM contributed to the design and analysis. All authors reviewed and approved the final manuscript.

## Funding

This project was funded by the Agakhan University, Nairobi who provided technical and monetary assistance. The design of the study, data collection and analysis were provided by the kind mentorship of the corresponding author. Proof reading services were provided by our hospital statistician at no additional cost.

## Availability of data and materials

The datasets used and/or analyzed during the current study are available from the corresponding author on reasonable request. In addition, trial data can be accessed from the Pan African Clinical trials site, registration number PACTR201604001447244.

## Ethics approval and consent to participate

The study was performed following approval from the department of Internal Medicine dissertation committee and thereafter from the Research Ethics Committee at the Aga Khan University. Psychological risks were not identified in this study. A written consent was signed by each participant, a method approved by the University research ethics committee.

## Consent for publication

Not applicable.

## Competing interests

The authors declare that they have no competing interests.

## Author details

<sup>1</sup>Palliative care, AKUHN, Nairobi, Kenya. <sup>2</sup>MMED INT. Med, Nairobi, Kenya. <sup>3</sup>Oncology, Kenyatta National Hospital, Nairobi, Kenya.

Received: 9 October 2018 Accepted: 5 July 2020

Published online: 23 July 2020

## References

- Braunwald E, Kasper D, Hauser S, Longo D, Jameson J, Loscalzo J. Harrison's manual of medicine: McGraw-hill medical pub. Division; 2002.
- Ferlay J, Soerjomataram I, Dikshit R, Eser S, Mathers C, Rebelo M, et al. Cancer incidence and mortality worldwide: sources, methods and major patterns in GLOBOCAN 2012. *Int J Cancer*. 2015;136(5):E359–E86.
- Linsell C, Martyn R. The Kenya Cancer registry. *East Afr Med J*. 1962;39:642–8.
- Harding R, Higginson IJ. Palliative care in sub-Saharan Africa. *Lancet*. 2005;365(9475):1971–7.
- Chochinov HM, Hack T, Hassard T, Kristjanson LJ. Dignity and psychotherapeutic considerations in end-of-life care. *J Palliat Care*. 2004;20(3):134.
- Fitchett G, Emanuel L, Handzo G, Boyken L, Wilkie DJ. Care of the human spirit and the role of dignity therapy: a systematic review of dignity therapy research. *BMC Palliat Care*. 2015;14(1):1.
- Gilbert P. Types of psychotherapy. *Medicine*. 2008;9(36):496–8.
- Herink R. The psychotherapy handbook: the AZ guide to more than 250 different psychotherapies in use today. New York: Merian; 1980.

9. Chochinov HM, Kristjanson LJ, Breitbart W, McClement S, Hack TF, Hassard T, et al. Effect of dignity therapy on distress and end-of-life experience in terminally ill patients: a randomised controlled trial. *Lancet Oncol*. 2011;12(8):753–62.
10. Chochinov HM, Kristjanson LJ, Breitbart W, McClement S, Hack TF, Hassard T, et al. Effect of dignity therapy on distress and end-of-life experience in terminally ill patients: a randomised controlled trial. *FOCUS*. 2013;11(4):576–87.
11. Hall S, Chochinov H, Harding R, Murray S, Richardson A, Higginson IJ. A phase II randomised controlled trial assessing the feasibility, acceptability and potential effectiveness of dignity therapy for older people in care homes: study protocol. *BMC Geriatr*. 2009;9(1):9.
12. Hall S, Edmonds P, Harding R, Chochinov H, Higginson IJ. Assessing the feasibility, acceptability and potential effectiveness of dignity therapy for people with advanced cancer referred to a hospital-based palliative care team: study protocol. *BMC Palliat Care*. 2009;8(1):5.
13. Hall S, Goddard C, Opio D, Speck P, Higginson IJ. Feasibility, acceptability and potential effectiveness of dignity therapy for older people in care homes: a phase II randomized controlled trial of a brief palliative care psychotherapy. *Palliat Med*. 2012;26(5):703–12.
14. Hall S, Goddard C, Opio D, Speck PW, Martin P, Higginson IJ. A novel approach to enhancing hope in patients with advanced cancer: a randomised phase II trial of dignity therapy. *BMJ Support Palliat Care*. 2011; 1(3):315–21.
15. Fitchett G, Emanuel L, Handzo G, Boyken L, Wilkie DJ. Care of the human spirit and the role of dignity therapy: a systematic review of dignity therapy research. *BMC Palliat Care*. 2015;14(1):8.
16. Julião M, Barbosa A, Oliveira F, Nunes B, Carneiro AV. Efficacy of dignity therapy for depression and anxiety in terminally ill patients: early results of a randomized controlled trial. *Palliat Support Care*. 2013;11(6):481–9.
17. Juliao M, Oliveira F, Nunes B, Vaz Carneiro A, Barbosa A. Efficacy of dignity therapy on depression and anxiety in Portuguese terminally ill patients: a phase II randomized controlled trial. *J Palliat Med*. 2014;17(6):688–95.
18. Julião M, Oliveira F, Nunes B, Carneiro AV, Barbosa A. Effect of dignity therapy on end-of-life psychological distress in terminally ill Portuguese patients: a randomized controlled trial. *Palliat Support Care*. 2017;15(6): 628–37.
19. Martínez M, Arantzamendi M, Belar A, Carrasco JM, Carvajal A, Rullán M, et al. 'Dignity therapy', a promising intervention in palliative care: a comprehensive systematic literature review. *Palliat Med*. 2017;31(6):492–509.
20. Vuksanovic D, Green HJ, Dyck M, Morrissey SA. Dignity therapy and life review for palliative care patients: a randomized controlled trial. *J Pain Symptom Manage*. 2017;53(2):162–70.e1.
21. Leppert W, Gottwald L, Forycka M. Clinical practice recommendations for quality of life assessment in patients with gynecological cancer. *Prz Menopauzalny*. 2015;14(4):271.
22. Bagha S, Macedo A, Jacks L, Lo C, Zimmermann C, Rodin G, et al. The utility of the Edmonton symptom assessment system in screening for anxiety and depression. *Eur J Cancer Care*. 2013;22(1):60–9.
23. Koeh P, Ngwa K. The Edmonton symptom assessment: cancer and palliative care patients; 2012.
24. Moro C, Brunelli C, Miccinesi G, Fallai M, Morino P, Piazza M, et al. Edmonton symptom assessment scale: Italian validation in two palliative care settings. *Support Care Cancer*. 2006;14(1):30–7.
25. Richardson LA, Jones GW. A review of the reliability and validity of the Edmonton symptom assessment system. *Curr Oncol*. 2009;16(1):55.
26. Julião M, Nunes B, Barbosa A. Dignity therapy and its effect on the survival of terminally ill Portuguese patients. *Psychother Psychosom*. 2015;84(1):57–8.
27. Rudilla D, Galiana L, Oliver A, Barreto P. Comparing counseling and dignity therapies in home care patients: a pilot study. *Palliat Support Care*. 2016; 14(4):321–9.
28. Smith E, Gomm S, Dickens C. Assessing the independent contribution to quality of life from anxiety and depression in patients with advanced cancer. *Palliat Med*. 2003;17(6):509–13.
29. Bambauer KZ, Zhang B, Maciejewski PK, Sahay N, Pirl WF, Block SD, et al. Mutuality and specificity of mental disorders in advanced cancer patients and caregivers. *Soc Psychiatry Psychiatr Epidemiol*. 2006;41(10):819–24.
30. Hui D, Bruera E. Integrating palliative care into the trajectory of cancer care. *Nat Rev Clin Oncol*. 2016;13(3):159.
31. Tripathy S, Hansda U, Seth N, Rath S, Rao P, Mishra T, et al. Validation of the euroqol five-dimensions-three-level quality of life instrument in a classical Indian language (Odia) and its use to assess quality of life and health status of cancer patients in eastern India. *Indian J Palliat Care*. 2015;21(3):282.

## Publisher's Note

Springer Nature remains neutral with regard to jurisdictional claims in published maps and institutional affiliations.

**Ready to submit your research? Choose BMC and benefit from:**

- fast, convenient online submission
- thorough peer review by experienced researchers in your field
- rapid publication on acceptance
- support for research data, including large and complex data types
- gold Open Access which fosters wider collaboration and increased citations
- maximum visibility for your research: over 100M website views per year

**At BMC, research is always in progress.**

Learn more [biomedcentral.com/submissions](https://biomedcentral.com/submissions)

